





# Texas 2021 Red Snapper Season


# Texas Red Snapper Fishery Management

- Monitor catches, estimate landings, and close when quota percentage is reached.
- Previously used simulation model used to project federal season length (2018 & 2019).
- Projection Considerations (Uncertainties)
  - Latent Demand
  - Behavior modeling based on previous years
  - Based on 2017 weight ranges
  - Weather/Fishable Days

# Texas 2021 Red Snapper Season

## Quota Monitoring

- TPWD Marine Sport-Harvest Monitoring Program
  - Gulf-Only and Bay-Pass sample sites
  - Weekly
- *iSnapper* (TPWD and Harte Research Institute (TAMUCC))

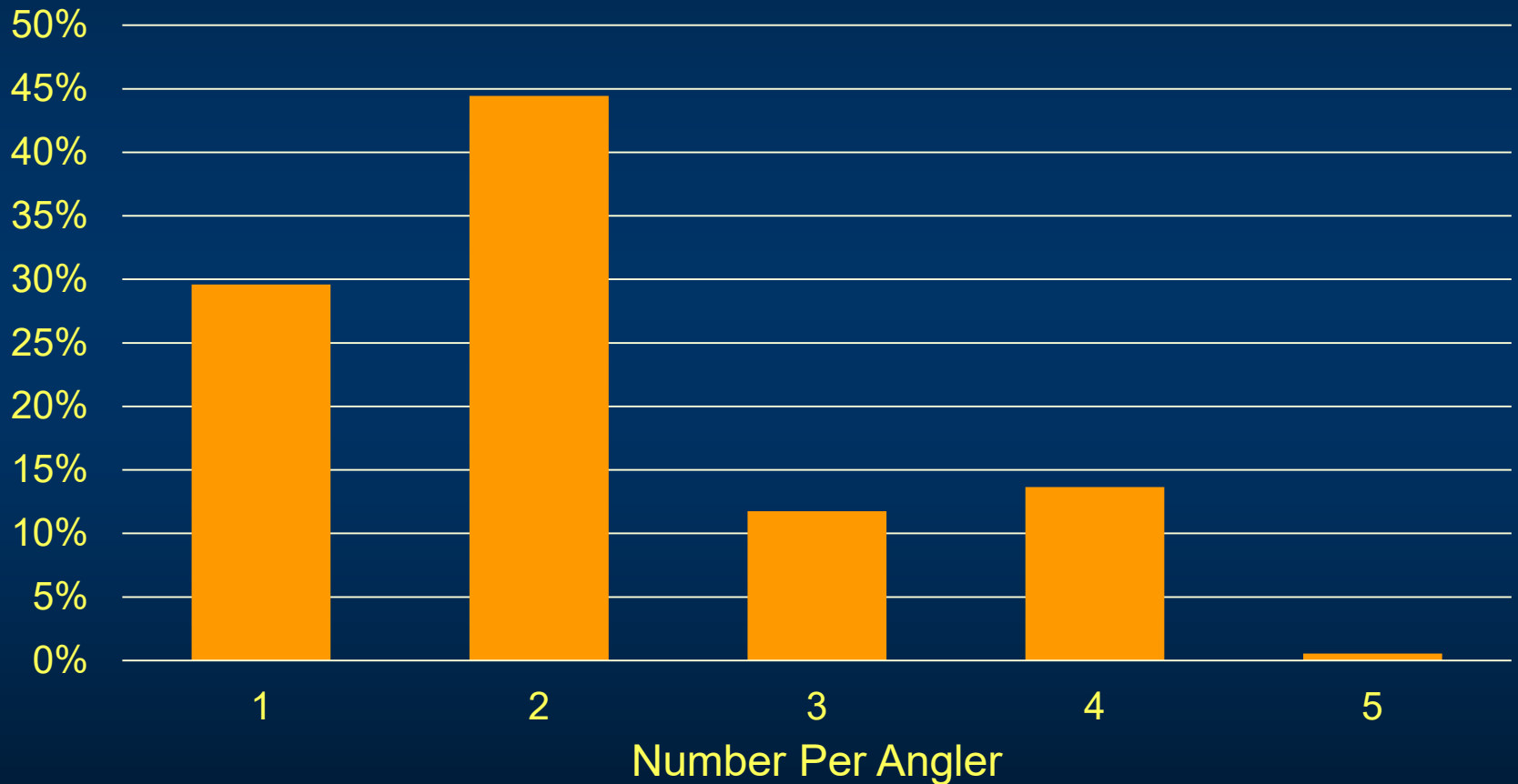


# Texas 2021 Red Snapper Season

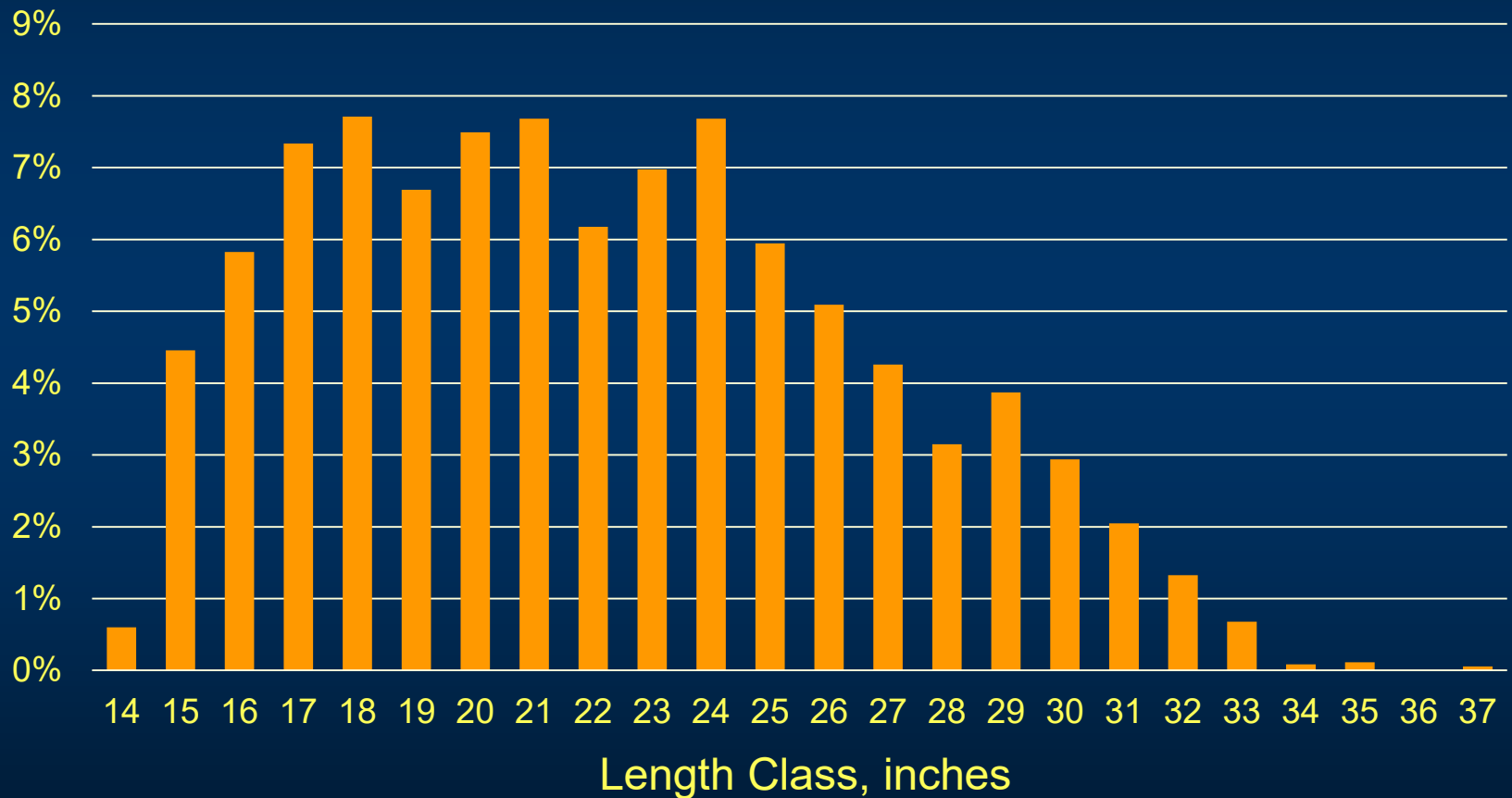
Quota Value (lbs)	Federal Waters		State Waters		Landings (lbs)
	Projected Days	Actual Days	Projected Days	Actual Days	
238,470*	N/A	65	365	318	211,373 (89%)

- \*Adjusted ACL due to 2019 overage
- Favorable weather
- Increased angler effort
- Most anglers caught limits
- Larger fish
- Closed state waters on Nov. 15th

# 2021 Red Snapper Bag Distribution



# 2021 Recreational Red Snapper Length-Frequency



Mean = 22.4", 6.6 lbs

# Cumulative Percent of Quota Landed

